

ActivWash+ Range

with Digital Inverter Technology

Capacity	6.5kg – 16kg
Energy rating	5★
Washing features	Built-in Sink, Diamond Drum, DIT Motor, STS Wobble Pulsator, STS Pulsator, Wobble Pulsator, Magic Dispenser
Convenience features	Smart Check, Eco-Tub Clean, Aqua Preserve



diamonddrum
TECHNOLOGY




Stainless
Steel
Pulsator



Images simulated.

1 Soak and scrub to your satisfaction



Built-in Sink lets you conveniently soak and scrub collars, cuffs and clothes with tough stains. You can also use it to hand wash delicate items.

2 Silent, yet sturdy



Direct Drive Digital Inverter Technology saves up to 40% energy by sensing laundry weight.

3 Superior washing



The innovative **Wobble** technology is tough on stubborn stains and gentle on fabric.

4 Even detergent dispersal



Magic Dispenser creates a powerful water vortex that disperses detergent evenly.

5 Ergonomic design



With a slanted, dual cluster control panel, LED display and a glass door to look inside.

Wobble Range

Capacity	6kg - 9kg
Washing features	Wobble Technology, Diamond Drum, Wobble Pulsator
Convenience features	Magic Filter, Eco Tub clean, Auto Restart



diamonddrum
TECHNOLOGY



9kg



9kg



6.5kg, 6.2kg,
6kg

1 Remove stubborn stains, gently




Wobble technology delivers a no-compromise washing performance that's tough on stains and gentle on fabric.

2 Clean and hygienic



Eco Tub Clean keeps your top load washer fresh and hygienic while being eco-friendly.

3 Gentle on clothes



Diamond Drum's 'soft curl' design has smooth and gentle diamond-shaped ridges.

4 Extra filtration



Magic Filter ensures effective filtration for cleaner clothes.

Center Jet Range

Capacity	6kg – 6.5kg
Washing features	Diamond Drum, Magic Filter, Center Jet Pulsator, Air Turbo
Convenience features	Child Lock, Auto Restart



6.5kg, 6kg

1 Gentle on clothes



Diamond Drum's 'soft curl' design has smooth and gentle diamond-shaped ridges.

2 Clean and hygienic



Eco Tub Clean keeps your top load washer fresh and hygienic while being eco-friendly.

3 Extra filtration



Magic Filter ensures effective filtration for cleaner clothes.

4 Elegant display



The streamlined modern design is complemented by a brilliant ice blue LED display that adds an extra touch of style.

Line-up: ActivWash+ (DIT)



WA16N6781CV



WA11J5751SP



WA80N4760FE
WA75N4571FE
WA70N4360FE



WA75T4560FM
WA70T4560FM

ActivWash+ (DIT)

Capacity

Capacity	16kg	11kg	8kg/7.5kg/7kg	7.5kg/7kg
----------	------	------	---------------	-----------

Energy Saving

Star Rating	5★	5★	5★	5★
Digital Inverter Motor	•	•	•	•

Design

Body color	Black Stainless	Inox	Ombre Plum	Magnolia Plum
Top Colour	Black	Black	Sparkling Plum	Sparkling Plum
Digital LED	•	•	•	•
Tempered Glass Window	•	•	•	•

Performance

Built-in Sink	•	•	•	•
Diamond Drum	•	•	•	•
Pulsator	Wobble STS	Wobble STS	STS	Wobble
Drum Type	STS	STS	STS	STS
Magic Filter	•	•	•	•
Magic Dispenser	•	•	•	•
Water Fall	•	•	•	-
Water Level	10	10	8	5

Line-up: ActivWash+ (DIT)



WA70N4571LE



WA80T4560VS
WA70T4560VS



WA80N4770VV
WA75N4571VV
WA70N4770VV
WA65N4571VV



WA75N4570FM
WA65N4571FM

ActivWash+ (DIT)

Capacity

Capacity	7kg	8kg/7kg	8kg/7.5kg 7kg/ 6.5kg	7.5kg/6.5kg
----------	-----	---------	-------------------------	-------------

Energy Saving

Star Rating	5★	5★	5★	5★
Digital Inverter Motor	•	•	•	•

Design

Body color	Sparkling Royal Blue	Imperial Silver	Black Caviar	Magnolia Plum
Top Colour	Ombre Blue	Black Caviar	Sparkling Black Caviar	Sparkling Plum
Digital LED Tempered Glass Window	•	•	•	•

Performance

Built-in Sink	•	•	•	•
Diamond Drum	•	•	•	•
Pulsator	STS	Wobble	STS	STS
Drum Type	STS	STS	STS	STS
Magic Filter	•	•	•	•
Magic Dispenser	•	•	•	•
Water Fall	•	-	•	•
Water Level	10	10	8	5

Line-up: ActivWash+ (DIT) | Wobble (DIT)



WA70N4561SS
WA65N4561SS



WA10T5260BV



WA90T5260BY



WA70T4262BS

ActivWash+ (DIT)		Wobble (DIT)		
Capacity				
Capacity	7kg/6.5kg	10kg	9kg	7kg
Energy Saving				
Star Rating	5★	5★	5★	5★
Digital Inverter Motor	•	•	•	•
Design				
Body color	Imperial Silver	Black Caviar	Grey	Imperial Silver
Top Colour	Sparkling Grey	Ebony Black	Ebony Black	Ebony Black
Digital LED	•	•	•	•
Tempered Glass Window	•	•	•	•
Performance				
Built-in Sink	•	-	-	-
Diamond Drum	•	•	•	•
Pulsator	Wobble	Wobble	Wobble	Wobble
Drum Type	STS	STS	STS	STS
Magic Filter	•	•	•	•
Magic Dispenser	•	•	•	•
Water Fall	•	•	•	-
Water Level	8	5	5	5

Line-up: Wobble (DIT)



WA70N4261FF
WA65N4261FF



WA80N4360SS
WA70N4261SS
WA65N4261SS



WA65T4560NS



WA65T4262VS

Wobble (DIT)

Capacity

Capacity	7kg/6.5kg	8kg/7kg/6.5kg	6.5kg	6.5kg
----------	-----------	---------------	-------	-------

Energy Saving

Star Rating	5★	5★	5★	5★
Digital Inverter Motor	•	•	•	•

Design

Body color	Plum	Imperial Silver	Imperial Silver	Imperial Silver
Top Colour	Sparkling Plum	Sparkling Grey	Sparkling Edge Brown	Black Caviar
Digital LED Tempered Glass Window	•	•	•	•

Performance

Built-in Sink	-	-	-	-
Diamond Drum	•	•	•	•
Pulsator	Wobble	Wobble	Wobble	Wobble
Drum Type	STS	STS	STS	STS
Magic Filter	•	•	•	•
Magic Dispenser	•	-	•	-
Water Fall	•	•	-	-
Water Level	8	8	5	5

Line-up: Wobble (DIT) | ActivWash+



WA65T4262BS/TL



WA70N4422VS/TL



WA65M4001HA



WA62K4000HD

Wobble (DIT)		ActivWash+		
Capacity				
Capacity	6.5kg	7kg	6.5kg	6.2kg
Energy Saving				
Star Rating	5★	-	3★	-
Digital Inverter Motor	•	•	-	-
Design				
Body color	Imperial Silver	Imperial Silver	Imperial Silver	Imperial Silver
Top Colour	Ebony Black	Black Cavier	Ebony Black	Sparkling Edge Brown
Digital LED Tempered Glass Window	•	•	•	•
Performance				
Built-in Sink	-	•	•	•
Diamond Drum	•	•	•	•
Pulsator	Wobble	Wobble	Wobble	Wobble
Drum Type	STS	STS	STS	STS
Magic Filter	•	•	•	•
Magic Dispenser	-	•	•	-
Water Fall	-	-	•	•
Water Level	5	5	5	5

Line-up: Wobble



WA75A4022FF



WA70A4022FS
WA65A4022FS



WA65M4201HD



WA65A4022NS

Wobble

Capacity

Capacity	7.5kg	7kg/6.5kg	6.5kg	6.5kg
----------	-------	-----------	-------	-------

Energy Saving

Star Rating	3★	-	3★	3★
Digital Inverter Motor	-	-	-	-

Design

Body color	Plum	Imperial Silver	Imperial Silver	Imperial Silver
Top Colour	Sparkling Plum	Sparkling Plum	Sparkling Edge Brown	Sparkling Edge Brown
Digital LED	•	•	•	•
Tempered Glass Window	•	•	•	•

Performance

Built-in Sink	-	-	-	-
Diamond Drum	•	•	•	•
Pulsator	Wobble	Wobble	Wobble	Wobble
Drum Type	STS	STS	STS	STS
Magic Filter	•	•	•	•
Magic Dispenser				
Water Fall	•	•	•	-
Water Level	5	5	5	5

Line-up: Wobble | Center Jet



WA62M4200HA



WA62M4300HP



WA60M4301HD



WA65M4206HV

Wobble				Center Jet
Capacity				
Capacity	6.2kg	6.2kg	6kg	6.5kg
Energy Saving				
Star Rating	-	-	3★	3★
Digital Inverter Motor	-	-	-	-
Design				
Body color	Imperial Silver	Imperial Silver	Imperial Silver	Light Grey
Top Colour	Ebony Black	Sparkling Plum	Sparkling Brown	Black Caviar
Digital LED Tempered Glass Window	•	•	•	•
Performance				
Built-in Sink	-	-	-	-
Diamond Drum Pulsator	•	•	•	•
Drum Type	Wobble STS	Wobble STS	Wobble STS	Center Jet STS
Magic Filter	•	•	•	•
Magic Dispenser Water Fall	•	-	-	•
Water Level	5	5	5	5

Line-up: Center Jet



WA60M4101HY



WA65A4002GS

Center Jet

Capacity

Capacity	6kg	6kg
----------	-----	-----

Energy Saving

Star Rating	3★	3★
Digital Inverter Motor	-	-

Design

Body color	Imperial Silver	Imperial Silver
Top Colour	PM Grey	PM Grey
Digital LED	•	•
Tempered Glass Window	•	•

Performance

Built-in Sink	-	-
Diamond Drum	•	•
Pulsator	Center Jet	Center Jet
Drum Type	STS	STS
Magic Filter	•	•
Magic Dispenser		
Water Fall	•	•
Water Level	5	5


Care Packs (Extended Warranty Plans)

With Samsung Care Packs, your washing machine gets complete care, and you get complete peace of mind.



Cost effective service

Get the best value-for-money support and service, completely hassle free.



Certified repair

Enjoy complete protection against all mechanical and technical problems.



All India coverage

Best technical experts from authorized service centers across India.



3 Year Care Pack for Fully Automatic Front Loading Washing Machine

P-WM-3NXXW01



3 Year Care Pack for Fully Automatic Front Loading Washing Machine Dryer

P-WM-3NXXW02



3 Year Care Pack for Top Loading Washing Machine

P-WM-3NXXW03



3 Year Care Pack for Semi Automatic Washing Machine

P-WM-3NXXW04

Samsung Services: we've got you covered

Extensive service network with multiple support channels

3300+

Service center touchpoints

24 x 7

Call center facility



Convenient access



Track your repair



**Extended
warranty**

A comprehensive warranty that lets you get the most out of your Samsung Home Appliances for a longer period. Samsung's extended warranty gives you a seamless, stress free ownership experience.

[Click to know more](#)



SAMSUNG



Please dispose of e-waste and plastic waste responsibly.
For more information or for e-waste pick up,
please call 1800 40 7267864 or 1800 5 7267864.

Contact us

1800 5 S A M S U N G 7 2 6 7 8 6 4 OR 1800 40 S A M S U N G 7 2 6 7 8 6 4



WhatsApp



Live Chat



SAMSUNG
Members

Follow us



samsungindia



Samsungmobileindia



SamsungIndia



SamsungIndia

Registered Address: Samsung India Electronic Pvt. Ltd.,
C.I.N.-U31900DL1995PTC071387, 6th Floor, DLF Center, Sansad Marg, New Delhi - 110001.

All features and specifications mentioned herein can be changed without prior notice. Log on to www.samsung.com/in for more details. Products shown herein are for representational purpose only, actual product may vary.