

BE 6 | FORMULA E

The World's First Formula E Themed Special Edition SUV



V2

Disclaimer: All features mentioned in the brochure are not available on all variants of the BE 6 Formula E Edition ('Vehicle') Accessories shown in the brochure are not part of standard configuration and need to be purchased separately. Performance figures displayed throughout the brochure and on all marketing material are based on independent testing conducted by experts in controlled environments. Actual performance will vary depending on external factors such as driving conditions, maintenance, etc. The images of the vehicles displayed throughout the brochure and in all marketing material are creative visualizations and for illustrative purposes only. Tinted glass on the vehicle displayed in the brochure is due to lighting effects. The colour of the vehicle displayed in the brochure and in all marketing materials may differ from its actual appearance. Kindly visit your nearest authorised Mahindra dealership to check the actual appearance of the vehicle.



FROM THE ROAR OF THE CIRCUIT TO THE ROADS
OF TOMORROW, MAHINDRA DRIVES INDIA'S
ELECTRIC REVOLUTION.



India's Flagbearer in Global Motorsport

Competing in the ABB FIA Formula E World championship since its very inception, Mahindra Racing is the only Indian brand in the Formula E World Championship. Mahindra Racing is also proudly the first Formula E team to be certified NET ZERO carbon footprint.

SUCCESS

GREEN

SCREAM

ELECTRIC

INNOVATION

SPEED



INSPIRED BY THE TRACK,
BUILT FOR THE ROAD.



Introducing the BE 6 Formula E Edition—a special edition SUV infused with Mahindra's racing DNA. The BE 6 Formula E Edition is a celebration of history & innovation, technology & thrill, and excitement & comfort. Born Electric, and born with a purpose, the BE 6 brings together our motorsport achievements with everyday driving.

DRIVE WHAT OTHERS DREAM

Precision in form, passion in motion; sculpted for speed and styled for impact. The BE 6 Formula E Edition - welcome the stares, leave behind the gasps.



"Mahindra Formula E Team" ceramic paint branding on windshield

Signature 12 Stripe graphics on fixed glass roof and bonnet

FIA branding on windscreen and passenger-side lower cladding

All-new Signature front bumper with circular projector headlamps, a gloss black bezel finish and orange accents

Front and rear skid plates with a liquid metal finish

Racetrack-inspired R20 alloy wheels with a dark-tinted signature wheel finish

Firestorm Orange-coloured brake callipers

Formula E badging and decals uniquely placed on front quarter panels, fixed glass roof and night trail carpet lamps

Signature accent colour highlights on the bumper

Sporty rear boot and roof spoilers

Signature "BE 6 | Formula E" rear badging

Race-inspired graphics on the side doors, fender, and bonnet

Lower cladding with dark liquid metal paint




THE RACING HEARTBEAT WITHIN

Inspired by the track, detailed with attention; designed to thrill and engineered to excite. The BE 6 Formula E Edition, step into exclusivity, drive around in comfort.




Firestorm Orange-accented steering wheel, in-touch controller, electronic parking brake, start/stop button, and door open straps



Black and Orange themed dynamic speaker pattern and wireless charging dock

Race car-inspired start/stop button flap



Firestorm Orange FIA X Formula E edition plaque



Vibrant Firestorm Orange-themed interiors



Formula E logo uniquely placed on passenger dashboard panel and seats



FIA branding on seat belts



Translucent door inserts



INGLO – ELECTRIC ORIGIN ARCHITECTURE

Benchmark in innovation with 196* patents & 176 design registrations

Brake-by-wire with IEB

iLINK front suspension

Suspension

Intelligent semi-active dampers

5 link-independent suspension

Advanced LFP battery

High-power steering with VGR

INGLO Platform

Motor

Safe and secure

Battery

POWER MEETS PERSONALITY IN EVERY SHADE



STEALTH BLACK



TANGO RED




FIRESTORM ORANGE



EVEREST WHITE

MODEL	BE 6 Formula E Edition	
Variant	FE 2	FE 3
ePowertrain		
Battery (kWh)	79	79
Motor Power (kW)	210	210
Motor Torque (Nm)	380	380
Drive type	RWD	
Adjustable Regen Levels	L0, L1, L2, L3 (Where L0 is No regeneration and L3 is Max regeneration)	
Single Pedal Drive	Yes	
Multi Drive Modes	Default, Range, Everyday, Race, Snow	
Range (MIDC P1 + P2)	653	653
Dimensions		
L x W x H (mm)	4433 x 1907 X 1627	
Wheelbase (mm)	2775	
Ground Clearance - Unladen (mm)	202 (223 at battery)	
TCD (m)	10	
Boot volume (VDA - ISO V211)	455 Litre	
Frunk Volume	45 Litre	
Seating	5 Seater	
Chassis & Dynamics		
Steering	Electric Power Steering with Variable Gear Ratio	
Front Suspension	McPherson Strut i-link Independent Suspension & Stabilizer bar	
Rear Suspension	Multi-link (5-link) Independent Suspension & Stabiliser bar	
Suspension Damper type	Passive suspension with FDD & MTV-CL tech	Intelligent Adaptive Suspension & MTV-CL tech
Brakes	Disc (Front & Rear)	
Wheels & Tyres	245/55 R19 (Alloy wheel)	245/50 R20 (Alloy wheel)
Spare wheel	T 135/80 R18	
Charging		
Charger type/Charging Standard	CCS2	
AC Portable charger	13A (upto 3.2kW), compatible with household 3Pin 16A socket	
AC Wall charger Options	11.2kW & 7.2kW^	
AC Charging time (0-100% SOC)	79kWh: 8 / 11.7 h (11.2 kW / 7.2 kW Charger)	79kWh: 8 / 11.7 h (11.2 kW / 7.2 kW Charger)
DC Charging time (20-80% SOC)	79kWh: 20 min (with 180 kW / 400A charger input)	79kWh: 20 min (with 180 kW / 400A charger input)
Warranty		
HV Battery pack	Life-time warranty#	
* FDD - Frequency Dependent Damping. MTV-CL tech - Multi Tuned Valve - Concentric Land technology		
# For First Registered Owner. Applicable for Private Registration only. In case of ownership change, warranty on the HV battery shall be 10 years from date of first registration or 200000 kms- whichever is earlier.		
^Available as an accessory		

FEATURES	BE 6 Formula E Edition	
	FE 2 (79kWh)	FE 3 (79kWh)
DESIGN		
Bi LED Projector headlamps	S	S
LED DRLs	S	S
Illuminated logo (Front)	S	S
LED Tail lamp	S	S
Night Trail (Carpet Lamp)	–	S
Front & Rear Bumper with skid plates	S	S
Sporty Sill Claddings	S	S
Tow hook (Front & Rear)	S	S
Sporty body decals	S	S
FIA & Formula E branded plaque on the center console	S	S
Custom Painted Brake Calipers	S	S
Sporty interior & exterior finishes	S	S
Dual Super Screens (31.24 cm x 2)	S	S
Infinity roof - Fixed Glass Panoramic Sunroof	S	S
Soft wrapped Dashboard & Door trims	S	S
Sporty Translucent Door panel	S	S
Seat upholstery	Leatherette + Suede	Leatherette + Suede
Steering wheel & E-shifter	Leatherette	Leatherette
Rear Spoiler	S	S
ORVM turn indicators	S	S
Frunk with drain hole	S	S
Sporty Finish Exterior Cladding	S	S
Wheels & Tyres	245/55 R19 (Alloy wheel)	245/50 R20 (Alloy wheel)
Sporty tyre side wall graphics	–	S
PERFORMANCE		
Cruise Control	Standard Cruise Control	Standard Cruise Control
Multi Drive Modes	Default, Range, Everyday, Race, Snow	Default, Range, Everyday, Race, Snow
Boost Mode	S	S
Adjustment Regen levels - L0, L1, L2, L3	S	S
Single Pedal Drive	S	S
Performance Dashboard	S	S
SAFETY & SECURITY		
Airbags	6 Airbags (Front, Side & Curtain)	6 Airbags (Front, Side & Curtain)
ISOFIX rear seats	S	S
ESP	S	S
Rear Park Sensors	S	S
Front Park Sensors	S	S
360 degree camera	S	S
Blind View monitor	S	S
Rear Defogger	S	S



FEATURES	BE 6 Formula E Edition	
	FE 2 (79kWh)	FE 3 (79kWh)
INFOTAINMENT & TECHNOLOGY		
Audio System	Harman Kardon 16 speaker immersive audio	Harman Kardon 16 speaker immersive audio
Dolby Atmos	S	S
VenueScapes Live	S	S
Sonic Suite (Signature Sounds)	S	S
Wireless charger (15W with cooling)	Front	Front
Wireless Android Auto & CarPlay	S	S
Superfast 5G in-vehicle connectivity	S	S
Fun&Work (Entertainment + work suite) 60+ In built OTT, Social Media, News, Shopping Apps	S	S
Connected car Suite (Me4U App)	S	S
In-Car Experience' using your own Device (BYOD) - via Me4U app	S	S
BYOD – Device Mounting Provision on Seats	S	S
OTA Updates (Infotainment, Maps, Vehicle Features & ePowertrain)	S	S
Charging limiter	S	S
Ecosense & Driving Analytics	S	S
App store	S	S
COMFORT & CONVENIENCE		
Driver seat adjustment	6 way manual	6 way manual
Co-Driver seat adjustment	4 way manual	4 way manual
2nd row 60:40 Seat	S	S
Front Row Arm Rest with Storage	S	S
2nd Row Arm Rest with Cup Holder	S	S
Soft Door Arm Rests	S	S
2nd Row Adj Headrest	S	S
2nd Row recline	2-step	2-step
Auto AC	Dual zone (DATC)	Dual zone (DATC)
2nd row AC vents	S	S
Console Storage Cooling	S	S
Auto Dimming IRVM	S	S
Electric Adjust ORVM	S	S
Power Fold ORVM	S	S
Push Button Start w/ sporty flip-cap	S	S
EPB (Electric Park Brake)	S	S
Auto Headlamps	S	S
Auto Wipers	S	S
Type C USB data cum charge port (Front)	15W x 1	15W x 1
Type C USB Fast charging (Front & Rear)	Front 65W x1 & Rear 65W x2	Front 65W x1 & Rear 65W x2
12V conventional power socket in boot	S	S
Tilt & Telescopic Steering	S	S
Tyre Pressure Monitoring System (TPMS)	with Individual Tyre Pressure Monitoring	with Individual Tyre Pressure Monitoring
Parcel Shelf	S	S